

Temporary Area LED Lighting

08-00470

15,000 Lumen (100W)



FEATURES

- 360 Degree Light Output
- Powerful SMD LED Brightness
- 150 Lumens Per Watt Efficiency
- LED Life Span of 50,000 Hours
- Stainless Steel Protective Metal Guard
- Heavy Duty Folding Metal Spring Hook
- Rugged Die-Cast Aluminum Heat Sink
- 5-15 Receptacle to Connect Additional Lights

SPECIFICATIONS

- 15,000 Lumens/100 Watt
- 10ft 14/3 SJTW Power Cord w/ 5-15 Plug
- 1ft 14/3 SJTW Power Cord w/ 5-15 Receptacle
- LED Driver Capable of 120-277V 50-60Hz
- 5000K Color Temperature
- IP66 Rated – Suitable for Wet Locations
- cETLus Listed

PACK QUANTITY/UPC

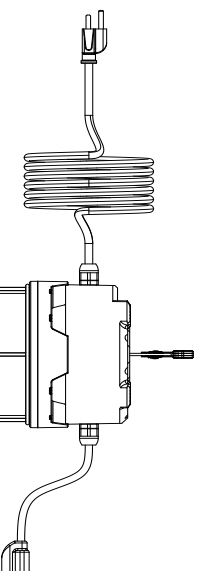
- Pack Quantity = 2
- UPC# 8-03058-02470-3





LED Temporary Area Work Light

08-00470, 08-00471, 08-00472



BASIC INFO

Model	Power	Voltage	Lumen	Location
08-00470	100W	AC 120V	15000lm	Suitable for Wet Location
08-00471	150W	AC 120V	22500lm	
08-00472	200W	AC 120V	30000lm	

1. The driver of this work light can be worked at 120-277V. But the usage only under AC 120V meet the UL/ETL product certification standard.

2. Any modified conversion to these luminaires will immediately void the warranty.

Application:

Suitable for construction sites or any other location requiring a temporary work lamp.

CAUTION!!

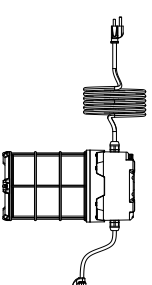
- Make sure the distances between live part and metal part of the device can satisfy reinforce or double insulation.
- Before installation and maintenance of the device, please disconnect the power to prevent electric shock.
- The LED temporary work light must be installed in an appropriate environment, operating in harsh environments may shorten the lifespan or even damage the device.
- Please keep the device away from any corrosive substance, clean with dry cloth only.
- To ensure personal safety, please make sure the device is staying firmly and securely when install on high places.

INSTALLATION INSTRUCTIONS

Warning: Please check and make sure there is no sign of physical damage to the product when unpacking. Do not use damaged product.

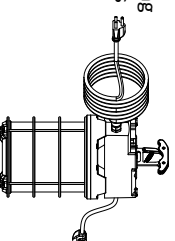
Step 1

Unfold the portable hook.



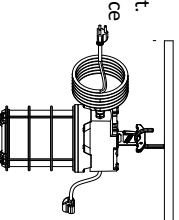
Step 2

Ensure the installation spot is strong enough to bear a minimum of 66lbs of weight.



Step 3

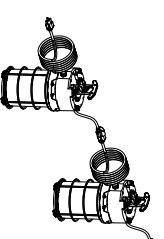
Plug the power cord to a power outlet. Turn on the device and see if the device is operating accordingly.



LINKABLE

Products use 14/3 cable

- 100W - Use only with this product. Connect up to 9pcs
- 150W - Use only with this product. Connect up to 6pcs
- 200W - Use only with this product. Connect up to 5pcs



<http://www.voltecpowerlighting.com/>